

Highlights

- 📁 St. Patrick's Day Party and meeting at Ernie & Sharral Tye's house
- 📁 To Pull or Not to Pull, that is the question
- 📁 Gardening with Four Footed Friends

Next Meeting is March 11th at 7:00 p.m.

- 📁 Ernie & Sharral Tye, 2412 Countryside Drive. From 19th & Western, travel west on 19th to Countryside Drive and turn south. Cross 24th and you will see our house on your right. It is a southern colonial with a circular drive. If you are misguided and can't find us, call Sharral at 612-0698. Bring something green or a garden gift to exchange.



What's Up under the Lily Pad

Contact Information
President/Newsletter:
 Sharral Tye 612-0698 or 743-1122
VP: Kathy Peacock
 377-2082
Treasurer: Sally Smith 377-1305
www.stillwaterwatergardens.org

We've Only Just Begun....

but things are looking good for the Stillwater Water Garden Society. We had a pre-season meeting on February 19th at John & Sally Smith's house. This is a planning meeting I like to have each year to get the creative juices flowing. So here is what we have so far:

March 11th at 7 p.m., you all come to my house for the **annual St. Patrick's Day Party/Meeting.**

There won't be much going on in the garden, but we do have some lighting. So that will be our secondary focus. Our main focus will be having a good time and getting re-aquainted. Let's talk about your water gardening plans for this season. If you want to participate in the gift exchange, bring something for the garden, water garden, something green is always appreciated.

February 23rd, that is **this Saturday and.**

Langston University's Field Day....Every year for the last several years, Langston University hosts a "field day". Our own Conrad Kleinholz is one of the backers of this wonderful event. Last year the emphasis was upon diseases in

fish. We walked away with a booklet showing all the Power Point slides the speakers used in their presentation. It is like a textbook of fish conditions—very helpful. This year David Hillock will have a presentation of interest to most water gardeners about planting around the water garden. And hey, for \$7 you can have catfish for lunch if you registered in advance. **For additional information contact: Langston University Aquaculture, Mr. George Luker, Aquaculture Specialist, gluker@luresext.edu, office (405)466-6104, fax (405)466-6177. Saturday, February 23rd.**


Registration begins at 8:00 a.m. and workshops kick off at 9:00 a.m. Go to Langston's main campus and follow the Aquaculture workshop signs. **The full agenda is on the last page of this newsletter.**

April 5th and 6th is the Home Show. We participate every year. This year our job will be a lot easier because we saved a lot of material from last year. The waterfall and water garden will go in much easier. Call Conrad Kleinholz, chairman to offer your help. Be thinking about a possible theme.

Our water garden tour will be June 21st and 22nd, the weekend after Father's Day. Think about being a host. We are hatching a great bonus idea for hosts. We will tell you about it at the party.



Public is welcome to attend SWGS meetings.

At this time of year I enter my annual debate with myself, “pull it or don’t pull it” that



is the question. When I am not sure if what I am looking at is a weed, I will either pull one up for member, Dot Turman, to pass


on, or give it a week to live—then I decide. Poor Dot, I think she thinks of me as a pooch who brings home something dead for his master to look at. This year I found a web site that will save Dot and me a lot of time--WeedAlert.com. There you will see pictures of all kinds of weeds indigenous to our area. Take a look at purple dead nettle and Henbit. Now, wild violet I don’t mind so much, but that can take over too, so think ahead. Carpetweed—kill it kill it! Well, you get the picture. I do have a fall back position. If I still can’t tell it is a weed, I pull it. If it grows back, it’s a weed.



I have noticed several of our members have one of the above. They look so sweet and innocent, until you catch them tramping through your garden right across your favorite plant, or digging up your bulbs you paid good money for. Page 52 of the January/February Backyard Living magazine has an excellent article on “Pet Friendly Gardens.” It addresses cat and dog problems. Cats like to nestle around foundations because it’s a dry warm spot for nestling. To discourage that try covering the area with prickly mulches and spray the mulch with water—cats and wet don’t mix. My dog has found a place near my foundation, under a bush, that she finds cool in the summer. I have no problem with that particularly, but it is an area that is usually bare. Bare-earth areas can turn soggy

after rain which results in paw-rutted gardens, as well as mud caked paws that leave little red foot prints all over white carpet. So leave no barren earth in your garden. Cover it with plants or mulch. Granted my dog is almost perfect, and she understands, “Zoey stay out of the garden.” However, I will admit sometimes it’s “Zoey get out of the garden, you know better than that.” The article suggests you watch your dogs (without them knowing it) to see what their habits are. How do they get from one side of the garden to the other? Do they follow your garden paths, or forge their own. Try putting a heavy layer of mulch along the unconventional route. Use cedar chips; they boast anti-flea properties. If they insist on going right smack through the middle of your garden, could you put a few well placed stepping stones all the way across that both you and the dogs would use? Also, tall plants and mounding shrubs will offer some barrier to your garden. Digging—excavate a hole, fill it with loose soil or sand and place your dogs’ favorite toys nearby—continue to coach the canines until they understand that this is the only designated digging spot. Sprinkle red pepper where they dig without permission. Yellow patches in your lawn? Dilute the patch with water. Allocate a section of the yard as a toilet area, and cover it with mulch or gravel. Screen the area with tall plants, or put it behind a garage. I caught Zoey doing it under my maple tree where there is a lot of English Ivy. At first I was going to scold, but then noticed the ivy was not suffereing. Try leaving a pile of leaves near where the dogs will find it. They can’t resist. After they do their business, move the leaves to where you want them to urinate. The next idea is for cats, but I think it would work for dogs too. If you just sowed some seeds and you don’t want them dug up, put some chicken wire over the seeds. Those of us who have dogs love them even when they get rangbungcious in our gardens. Beauty & Beast can co-exist. People with pets and watergardens have an advantage actually. This is reason #101 for putting in a water garden! You don’t have to put out water for your dog. They can drink from the water garden.

We hope you will join us this year. You will learn a lot and will meet many like-minded people. To join the Stillwater Water Garden Society, fill this sheet out and mail it to Sally.



Name: _____

Address: _____

Phone _____

E-mail: _____

Membership fee: \$10 per family

Make checks out to Stillwater Water Garden Society.

Do you have a water garden yet? ___
(not required for membership)

**Stillwater Water Garden Society
Membership Form**

**Please return form to Sally Smith
4606 S. Hunters Circle
Stillwater, OK 74074**

Water Garden Tour June 21st-22nd 9a-5p and 1-5p

February 23rd Langston Field Day AGENDA

- 8:00 – 9:00 Registration
- 9:00 – 9:30 Eagles
 Roubidoux
- 9:30 – 10:00 Mussels
 Barnhart
- 10:00 – 10:15 Break
- 10:15 – 10:45 Landscaping
 Hillock
- 10:45 – 11:15 Rain Harvest
 M Holmes
- 11: 15 – 11:45 Virals
 Goodwin
- LUNCH
- 1:00 – 1:30 Value Added Catfish Product
 Teresa
- 1:30 – 2:00 2007 Research
 Luker
- 2:00 - Oklahoma Aquaculture Assoc